

**JUNE 2021 SPEC SHEET**

**Dump Body Length**

20FT DUMP BODY

22FT DUMP BODY



**Steel Thickness Options**

HIGH TENSILE 3/16" FLOOR, 1/8" WALLS

HARDOX 450 3/16" FLOOR, 3/16" WALLS


HARDOX 450 1/4" FLOOR, 3/16" WALLS

HARDOX 450 4MM FLOOR, 2MM WALLS

**Bed Vibrator**

DUAL AIR VIBRATOR

ELECTRIC VIBRATOR



**Power Take Off**

MANUAL TRANS PTO

AUTO TRANS PTO



**Hoist Options**

INSIDE HOIST

OUTSIDE HOIST




**Tail Gate Options**

GRAVITY TAILGATE

HIGH LIFT TAILGATE

TRENCH GATE

MANUAL GATE LOCK



### 12 inch Apron

STANDARD 12" APRON

HEAVY DUTY 12" APRON



### Bed Ladder

SIDE BED LADDER

FRONT BED LADDER



### 13,200lb

### Non-Steerable Lift-Axle

USED AXLE BEAM & RIMS

WITHOUT NEW RIMS & TIRES

WITH NEW RIMS & TIRES





### Hydraulic Tanks

STEEL TANK W/ STEPS

POLYURETHANE TANK

ALUMINUM TANK



### Electric Tarp System

STEEL SYSTEM

ALUMINUM SYSTEM

### Frame Mount Toolbox

STEEL TOOLBOX

ALUMINUM TOOLBOX

### Mud Flaps

FOLDING MUD FLAPS

### Project Notes

